

2025 10

.....	3
.....	4
.....	4
.....	4
.....	6
.....	7
.....	7
.....	7
.....	10
.....	11
.....	13
.....	14
.....	16
.....	18
.....	22
.....	23
.....	23
.....	26
.....	30
.....	33
.....	34
.....	36
.....	36
.....	39
.....	40
.....	40
.....	40
.....	41
.....	41
.....	41
.....	43
.....	44
.....	45

(()
()

õ Ñ

PROB A4 • t

~~Esquema de un sistema de control de un motor de inducción en régimen permanente~~

¥ ä “ @ ì

c

ê

î

í

à í

ê

ì

ê

10%

3

1

1

25%

1

5%

6

6

5%

6

30

Ε

†

∫

ϵ

ϵ





z Ø ñ 2 \$ P -SRP, @

È

' 4È

r Lb Û, @ 0 ù 0 CR @ 00' @ SF @ ð

EY -MSD Ì , B 6 B B Ó H, P 0 P -SRP, @

Y Á Ñ Ñ E O P-p

- ì Ü J @ 7 # ã # P • R' @ Æ'

h

Á ã J x B ² @ x P -SRP, @

x

ž

SS

50%

30%

30%

70%

10%

10%

70%

12

a "

1/3

10%

P

10%

10

5

10%

åuAü , î

10

5

Eî

90

ñ

10%

ñR@ñ1ÚP

«

h 1'YPAR@ñ2S-GR @PÀ62k5E'À ð È J h J á Y d

ê

20

15

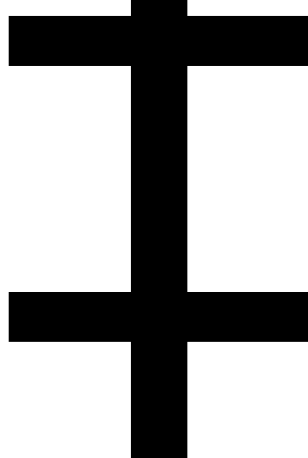
30

b

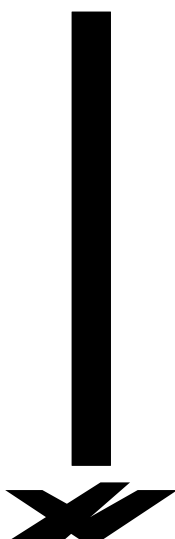
a "

È t. 1. R. 3. .

d



30%



1%


30%

1

2

3

" "



1

1

9

1

3

l Aê , a " 4'

î x

1

2

3

4

5

6

1 2 3 5 0.8%
8000 4 6 0.8% 500
6 50% 500 50% 4
50% 4 6
0.05

1 30
2 300
0.5%
3000
5%

10

$1/10$

$1/3$

10

3

3

a "

1%

5%

EN60335-1

1



0.5%

1

6

4

2

3

9

50%

10%



25%

2

@Ä

3

3

70%

1

2

E

3

4

5

1

30

45

10

30

10

30

10

30

30

45

30

50%

30

45

50%

50%

" " " " " "

" " " " " " " "