


.....	1—22
.....	22—29
.....	30—34
.....	34—43
.....	43—50
.....	50—55

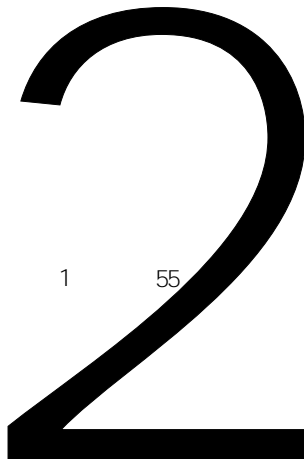


2025 8-86


2024

2025 0928

		=
R1		R1 International Pte. Ltd
		Halcyon Agri Corporation Limited



O



2024

2023

	1, 890, 891. 93	1, 802, 376. 46	4. 68%	1, 855, 126. 71	1, 784, 879. 21	3. 79%
	4, 857, 696. 44	4, 713, 222. 57	2. 97%	3, 727, 375. 54	3, 660, 085. 91	1. 81%

(1)

1)

ANRPC

2025

1

2024

721. 6

3. 3%

46. 7%

12%

88%

630

2)

R1

(2)

1)

EUDR

2)

E

3)

( )

	2024			2023		
	16,910.70	-781.09	5.53%	35,260.38	862.40	5.92%
	14,750.37	97.82	12.00%	3,157.03	-5,107.60	-70.44%

(

40,667.77    -70,072.83    12.56%

			2024	2023
	Hal cyon Agri Corporation Limited		23,409.09	9,947.64
			20,806.07	50.05
Hal cyon Agri Corporation Limited	R1 International Pte. Ltd.		21,145.52	774.24
			18,788.68	123.01
R1 International Pte. Ltd.	Hal cyon Agri Corporation Limited		16,760.14	3,201.69
	Hal cyon Agri Corporation Limited		13,033.88	5,120.44
			411,114.73	317,718.69

9

R1

R1

R1

R1

( )

1.

(1)


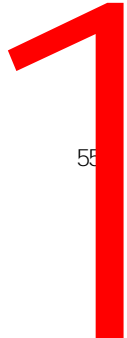
1) 2024

									2025 5
	1997 11		5		77,866.18	101,847.43		1,533.36	43,783.90
	2021 7		3		58,464.00	72,964.08		7,397.35	26,037.05
	1994 6		4		52,267.60	67,647.78		4,504.57	18,407.43
	2010 8		1		43,383.20	55,480.69			5,091.18
	1998 12		6		37,697.60	47,779.82		4,425.69	15,933.89
					269,678.58	345,719.80			109,253.45

2) 2023

	2018	8		4		57,052.80	55,034.69		

1995	12	5	45,090.00	53,875.14
2017	12	4	43,249.60	51,575.69
2021	7	3	43,150.88	


 ΣΔ 18
 
 438 0

9 58

									2025 5
					244, 948. 21	304, 553. 81			92, 932. 27

2) 2023

	2005 12		4		49, 576. 00	51, 053. 43		
	1999 12		7		34, 140. 00	42, 783. 68		445. 29
	2014 10		2		33, 206. 70	33, 809. 33		
	2018 8		8		32, 457. 60	31, 536. 13		
	2021 7		3		31, 651. 20	31, 428. 05		215. 94
					181, 031. 50	190, 610. 62		

2023 5. 42 3. 83 (3) 5

1) 2023 2024

2) 1. 49 4. 30

2024 2023 2024 3) 0. 47

6. 76

12% 88% 630

2024

2024 10

, † ê e

2024

2024

1)	1997	484,000
2)	1994	146,350.27
3)	2010	5,000
4)	1998	72,945.08

2024

1)	1997	1,123.37
2)	1995	100,190
3)	2007	5,000

2

(1)

1) 2024

								2025
								5
1		3		126,832.08	165,093.60		5,730.58	99,146.32



# REPORT

		3	56,904.8	56,904.8	510
6		3	54,508.1	54,508.1	150
2		3	38,490.1	38,490.1	
7		3	29,471.40	27,036.10	2,799.37
4		3	23,486.40	22,154.63	997.21
			206,261.27	199,093.94	

3 5

1) 3 2024 5.41

2023 3.04 2.37 2) 5 2024

4.16 2023

(3) 5

2024 3 4 5

2024

1) 5

2) 3

3.

] - u, % ANRPC 2024

721.6 46.7%

12%

MOÇ F


(1) 2024

3		59,061.07	58,890.45	2024
4		53,875.14	56,608.45	
5		51,575.69	9,934.43	
		384,189.58	377,644.84	


( )

1.

2



uv





(4)

(5)

" + "

1.

	2024	2023	
	4, 967, 260. 67	3, 768, 725. 06	1, 198, 535. 61
	- 8, 569. 14	11, 118. 78	- 19, 687. 91
	10, 338. 90	29, 712. 47	- 19, 373. 57
1	68, 418. 90	126, 042. 11	- 57, 623. 21
2	- 58, 080. 00	- 96, 329. 64	38, 249. 64
	- 18, 908. 04	- 18, 593. 70	- 314. 34

(1)

2024 496. 73 119. 85 31. 80%

2024 2024

1. 6 / 2023 24%

2023 2 2023

2023 2-12 2024

(2)

1. 94 5. 76

3. 82 5. 95

2024 " " 5. 06

2024 2024 1. 86 2023

2024 2. 32 2023

1. 70 2024 1. 70

2023 2024 2024

2.

	2024	2023	

	2024	2023	
	3,338.90	29,338.90	
(1)	68,418.90	126,042.11	-57,623.21
(2)	-3,080.00	-96,329.64	38,249.64
	-55,918.23	-106,044.72	50,126.49
	156,000.00	154,930.96	1,069.04
	31,458.42	23,201.36	8,257.06
	3,313.46	3,568.16	-254.70
	69,134.83	67,391.95	1,742.88

†

(1) BODYS s; \$ i


1.67 /ë ' %v"7^ UYà w

(4)

(5)

e

8.



R1 INTERNATIONAL PTE LTD

R1 Paragon Corporation Limited

R1

R1

2.

3.

4.

5.



	2011	6	32,908.40	41,885.04
5	2024	1	59,8604	

£<sup>2</sup>

~  
A<sub>24</sub>

2024

1) 1997 484, 000

2) 2010 5, 000

2024

1) 2007 5, 000

2) 2011 1, 000

3) 1997 1, 123. 37

4) 5

( )

1.

2023 2024

2

(1)

P/E

P/B

P/S

EV/EBI TDA EV/S

1)

50%

P/B

2)

P/B

(2)

AAP

(3)

(4)

2024

2023

2023

2024 12 31

3.

(1)

1

2

(2)

( )

1.

P/B

(3)

P/B 2.10

(4)

-

=

-

×

P/B=32,000.00

(5)

m'

228.20

(6)

				=	-	=
	+	-	-	=113, 900. 00		
818, 758. 76				2024	12	31
1: 7. 1884						
		2024				
2023						
4.						
(1)						
2024			- 4. 68			1
		5. 17		5. 17	2	
2024			2. 05			
3						2024
			1. 59	1. 59		
					2024	
2023	2			0. 5	1	2024
		2024		2023	331. 76	/
4. 29	2			EUDR		
		EUDR				3
				2023		2024
			30%			
2024						
		2024		EUDR		

2024  
2025 1-5

40%

200%

2024

(2)

( )

1.

2024

2.

3.

(1)

(2)

(3)


(4)

(5)

(6)

(1)

(2)



H \_ U

Cz

56.88

62.24%

22.74%

CH M642.43%

87

7.44

1 7

=365/ + -	9
/	133, 170. 62

2024

2024

1

	2024	2023
1	378,167.33	539,549.60
2	298,898.74	480,908.60
3	427,803.60	374,093.23
4	533,172.40	368,975.56
5	581,638.03	329,585.25
6	436,614.63	325,786.81
7	442,744.62	356,402.10
8	474,430.48	297,305.97
9	540,479.30	296,934.06
10	496,178.54	309,687.67
11	565,362.51	292,746.61
12	568,763.59	350,567.74

(2)

	2024	2023
	8,718.21	7,998.50
[ ]	478,687.82	360,211.93
	1.82%	2.22%

[ ]

= / =

/

2024

2024

1 LPR 35BP 5

LPR 60BP

50BP

2023

2024

100BP 2024

1.82%

40BP

3.

	191.87		
	191.87		
	1,540.28		
	1,250.00		
	290.28		

( )

1.

(1)

(2)

(3)

(4)


2024

(5)

(6)

(7)

2.



%

4, 774.

7, 716

( )

			33,530.47	1,293.94	1.09
			100,065.57	118,513.89	100.00
			247,641.16	345,062.71	98.05
	/			3,522.21	1.00
			14,913.88	2,147.04	0.61
	/			1,211.13	0.34
				351,943.09	100.00
			14,310.07	19,855.12	81.95
	/				
			11,638.10	920.39	3.80
	/			3,451.27	14.25
				24,226.78	100.00
			28,256.15	32,530.85	99.97
	/				
	/			10.89	0.03
				32,541.74	100.00
	/			2.84	
				527,228.34	

2.

2024	12	31	1	522,252.06	
99.06%	1-2	3,391.26	0.64%	2-3	482.44
0.09%	3-4	634.42	0.12%	4	
468.16	0.09%				
	1	1-2	2-3	3-4	4
	96,071.69				

1, 293. 94

116, 096. 49

1, 733. 59

200. 66

243. 42

1, 293. 94

1, 293. 94

8

23

3



5.

52. 72

52. 25

33. 77%

	337, 331. 88	627, 962. 42	53. 72%
	52, 175. 14	120, 688. 91	43. 23%
R1	46, 078. 15	189, 328. 39	24. 34%
	45, 908. 82	121, 660. 20	37. 74%
	17, 420. 32	37, 095. 56	46. 96%

(1) , m' m' í

15- 30

(Ø) 2

( )

1.

2024

1

1

99.06%

( )2

2024

2023

9.85

12.16

2.

4,355.21

1,413.63

2,562.18

2024

(1)

2024

19,220 /

SI COMTSR20

2,163

/

2024 12 31

RU2501

17,585 /

2023

/

RU2401

13,885 /

2.51%

2024

2024 12 31

RU2501  
OE

17,585 /

/

RU2501

17,585 /

1.04%

2024

2024

4,778.48

( )

1.

(1)

È

I

(2)

(3)

1)

^ CW

2) > Grb\$ñ0 Q1^f" B

1)

2)

3)

2

(5)

(6)

(7)

3.

11.82                      6.09                      23.90%  
49.80%                      1.72

1

2

3

5

( )



A

6,250.32                      5,795.35    5,795.35                      5,795.35

5,175.00                      4,590.00    4,590.00                      4,590.00

2,474.44                      2,272.85    2,272.85                      2,272.85

3,044.87                      1,518.64    1,518.64                      1,518.64

1,444.09                      1,360.00    1,360.00                      1,360.00

B                      2,172.71 <sup>(TM)</sup>                      735.37    735.37                      735.37

759.44                      683.50    683.50                      683.50

C                      23,693.82                      600.34    600.34                      600.34

980.08                      506.65    506.65

				1	1	
F	248.55		353.25	353.25		353.25
G	2,742.45		261.00	261.00		261.00

(3)

A / / / / /



		2023		12	31		
		1		1-2		2-3	3
94,168.80	46,142.71	46,142.71				922.85	2024 3
21,600.00	10,584.00	10,584.00				211.68	2024 3
18,111.00	8,874.39	8,874.39				177.49	2024 3

FI MAVE

FI MAVE

(2)

1, 013. 08

2016 2017

1, 013. 08

2022

2022

1, 013. 08

Cameroon Ministry of Finance	6,511.99	1-5	74.04	419.47
M Center trade Co, Ltd	6,217.02	5	6,217.02	

e



8.

(1)

2022	1, 820. 85	12, 523. 00	2
2023	26, 546. 66	30, 646. 00	
2023	1, 301. 74	3, 000. 00	
2023	3, 256. 36	3, 334. 00	
2024	18. 91	20, 632. 00	
	32, 944. 52	70, 135. 00	

3.

"

"

(1)

(2)

(3)

†

( )

32,944.52

	30,991.27	94.07%
	966.16	2.93%
	685.68	2.08%
	136.94	0.42%
	164.47	0.50%
	32,944.52	100.00%

( )

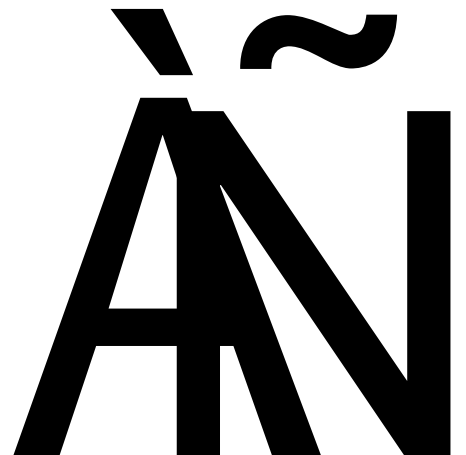
2022

2023

2001/4/2 300,000.00

2023

1988/4/2 32-





2024 10

